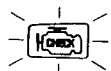


PGM-FI System

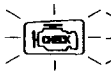
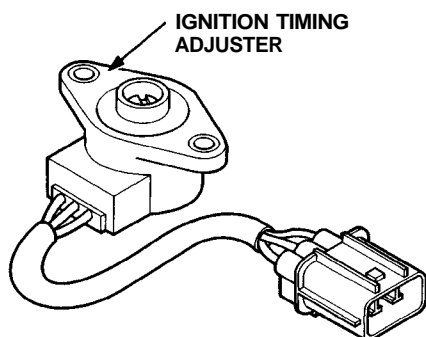
Troubleshooting Flowchart — Ignition Timing Adjuster



18

The Malfunction Indicator Lamp (MIL) indicates Diagnostic Trouble Code (DTC) 18: A problem in the Ignition Timing Adjuster circuit.

The ignition timing adjuster allows the electronic ignition advance to be set to 15 ° BTDC at idle.



18

- The MIL has been reported on.
- With service check connector jumped (see page 11-34), code 18 is indicated.

Do the ECM or PCM Reset Procedure (see page 11-35).

Turn the ignition switch ON.

Is the MIL on and does it indicate code 18?

NO

Intermittent failure system is OK at this time (test drive may be necessary).
Check for poor connections or loose wires at C361 (ignition timing adjuster) and ECM or PCM.

YES

Turn the ignition switch OFF.

Disconnect the 3P connector from the control box.

Measure resistance between A terminal and C terminal on ignition timing adjuster.

Is there 3.5-6.5 kΩ?

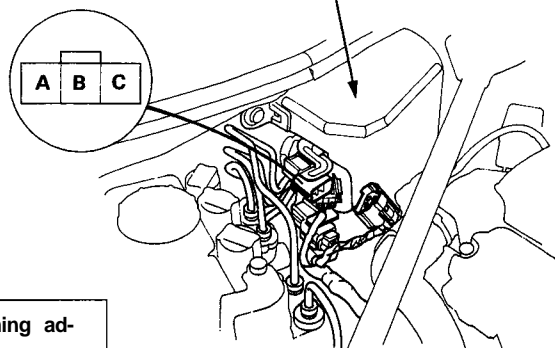
NO

Replace the ignition timing adjuster (see section 23).

YES

(To page 11-77)

CONTROL BOX





(From page 11-76)

